



PodCast Segment 15

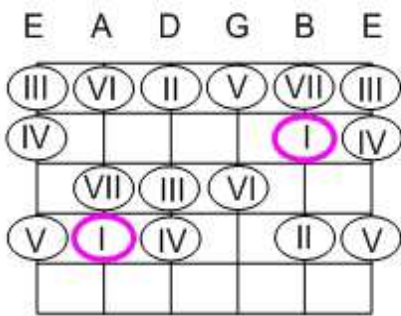
**A Practical Method
for Learning Music
on Guitar (and Bass)**



bonar harris
author of The Six Rings
www.myspace.com/bonarsmusic

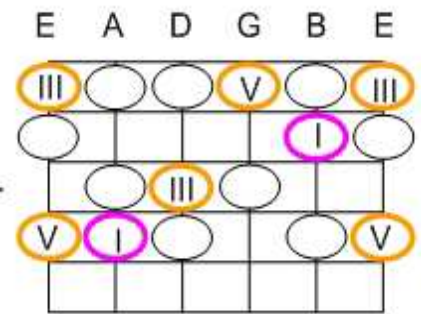
C Form Grid
Scale Degrees Worksheet

C form
Grid



Chord Name:

I chord



Chord Name:

IV chord

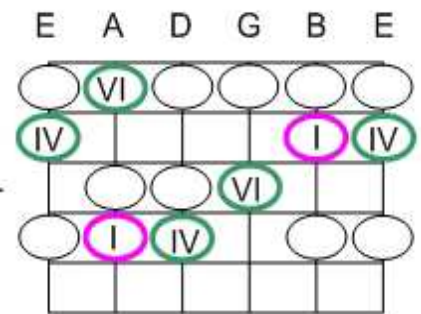
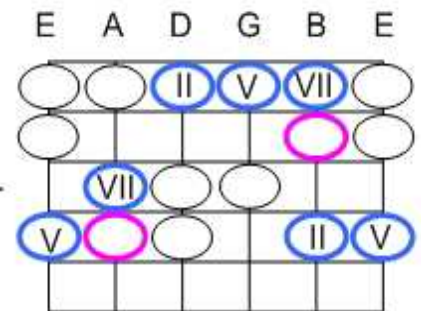


Illustration 1

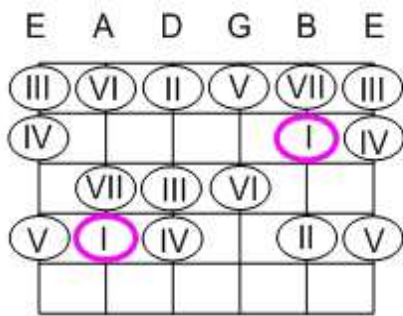
Chord Name:

V chord



C Form Grid -
 Showing Chord Tones for I Chord
 Scale Degrees Worksheet

C form
 Grid



Chord Name:

I chord

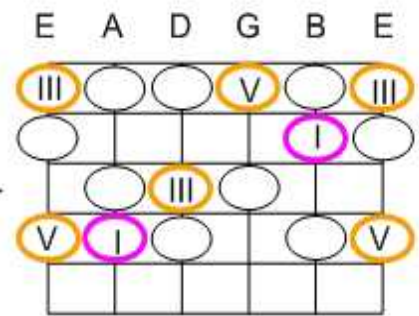


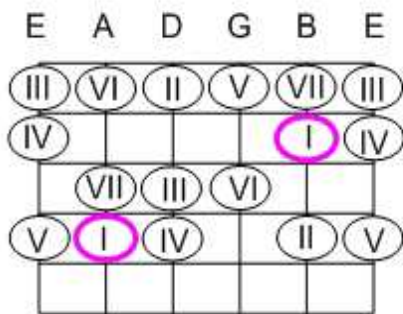
Illustration 2

PATTERN D1

PATTERN D2

C Form Grid -
 Showing Chord Tones for IV Chord
 Scale Degrees Worksheet

C form
 Grid



Chord Name:

IV chord

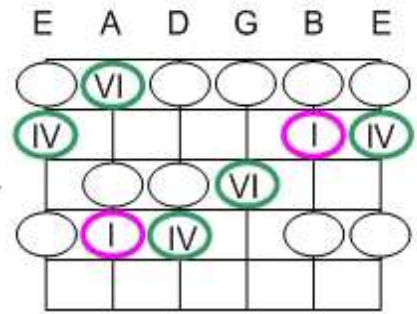


Illustration 3

PATTERN 1
 G-1

A guitar tablature line for Pattern 1, G-1. It consists of four measures. Measure 1: fret 4 on the 4th string, fret 3 on the 5th string. Measure 2: fret 5 on the 4th string. Measure 3: fret 3 on the 4th string, fret 3 on the 5th string. Measure 4: fret 4 on the 4th string, fret 3 on the 5th string, fret 5 on the 6th string.

PATTERN 1
 G-2

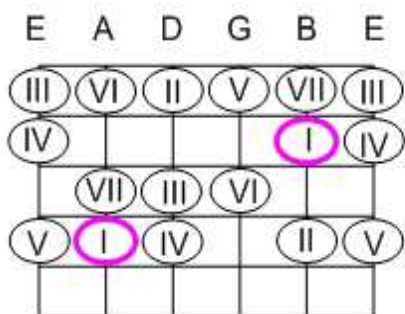
A guitar tablature line for Pattern 1, G-2. It consists of four measures. Measure 1: fret 3 on the 4th string, fret 5 on the 5th string. Measure 2: fret 3 on the 4th string, fret 2 on the 5th string. Measure 3: fret 4 on the 4th string, fret 5 on the 5th string. Measure 4: no fret numbers.

T
 A
 B

Three empty guitar tablature lines labeled T, A, and B for practice.

**C Form Grid -
Showing Chord Tones for V Chord
Scale Degrees Worksheet**

**C form
Grid**



Chord Name:

V chord

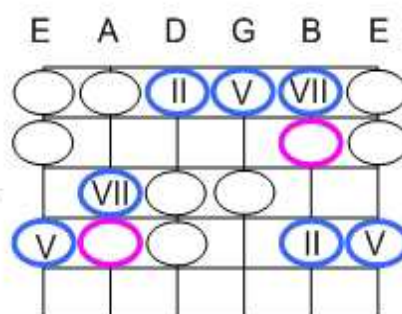


Illustration 4

PATTERN A1

PATTERN A2